

Joining the Royal Air Force Reserves Your next steps



THE SELECTION PROCESS

APTITUDE TESTS

SELECTION INTERVIEW

OCCUPATIONAL HEALTH ASSESSMENT

PRE-JOINING FITNESS TEST

SPECIALIST INTERVIEWS

FINAL INTERVIEW

PRACTICE APTITUDE TESTS

ANSWER SHEET

TEST 1: VERBAL REASONING

TEST 2: NUMERICAL REASONING

TEST 3: WORK RATE

TEST 4: SPATIAL REASONING

TEST 5: ELECTRICAL COMPREHENSION

TEST 6: MECHANICAL COMPREHENSION

TEST 7: MEMORY

THE SELECTION PROCESS

Joining the RAF Reserves
Your next steps

The Royal Air Force Reserves need talented and committed people to help us function effectively; we have developed our recruit selection process to ensure we find them. Each stage of the process has been designed to help us identify people who are suitable for RAF Reserves training and will be able to do the job to the same standard as Royal Air Force regulars.

You will be evaluated at each stage in the selection process and you must pass one stage before moving on to the next. Speak to the squadron recruiting staff to find out more.

The first stage is to fill in an application form; you will need to do this before you sit the Aptitude Tests. Your recruiting staff will be able to tell you more.

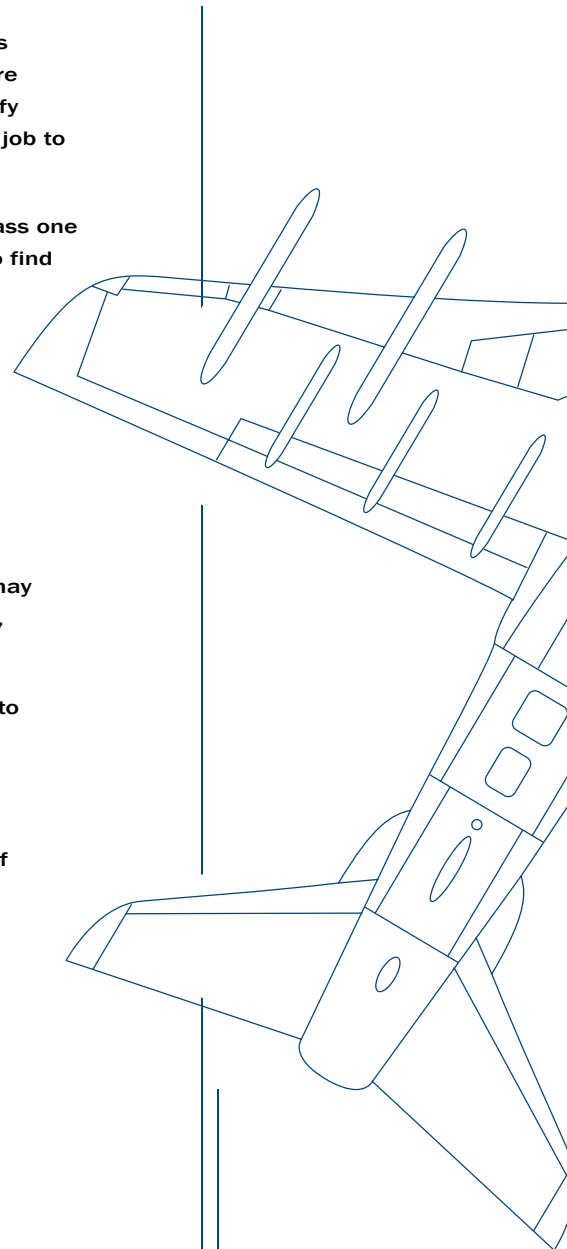
If your initial application is successful, you will progress to stage two. You will be invited to sit Aptitude Tests, attend a Selection Interview, take an Occupational Health Assessment and pass a Pre-Joining Fitness Test.

After that, depending on the squadron you have applied for, the next stage may involve a trade specialist interview or test. If you have been successful so far, you will be considered for a vacancy and notified of the result.

Lastly, you will be invited for a Final Interview to confirm your suitability and to allow us to answer any other questions you might have.

This booklet explains what will happen at each of these stages. Applying for service can be a complicated process, so it helps to know what to expect. By reading this booklet carefully and preparing in advance, you can give yourself the best possible chance of success.

Good luck!



- What are the tests for?
- Preparing for the tests
- On the day

APTITUDE TESTS

What are the tests for?

The Aptitude Tests you will take as part of the RAF Reserves selection process are known as the Airmen Selection Tests (AST). The purpose of the AST is to find out which trades might suit you. The AST consists of seven multiple-choice tests, each of which assesses your aptitude in a different area:

- **Verbal Reasoning** is an aptitude for using and interpreting written information.
- **Numerical Reasoning** is an aptitude for working with fractions, decimals and formulae, as well as using and interpreting numerical information in the form of graphs and tables.
- **Work Rate** is an aptitude for working through routine tasks quickly and accurately.
- **Spatial Reasoning** is an aptitude for working with shapes and objects.
- **Electrical Comprehension** is an aptitude for working with electrical concepts.
- **Mechanical Comprehension** is an aptitude for working with mechanical concepts.
- **Memory** is an aptitude for remembering information accurately.

By looking at a range of different aptitudes, we get an accurate picture of where your potential lies.

The results of your AST are strictly confidential.

Preparing for the tests

Preparing for the tests will help you perform to the best of your abilities. Read the information in this section carefully before sitting the Aptitude Tests.

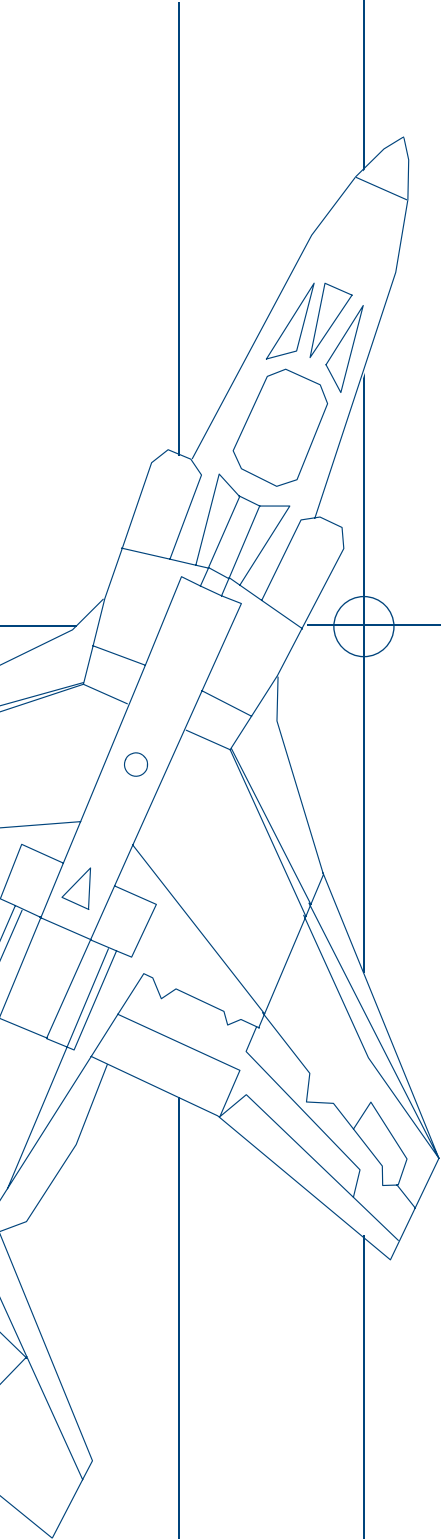
You should also attempt the practice questions in this booklet. You can find these in the section called 'Practice Aptitude Tests' beginning on page 7. These questions are similar to those you will have to do in the real test. Opposite page 7 you will also find a tear-out practice answer sheet, where you can fill in your answers. Once you have completed the practice tests, you can check your answers at the back of this booklet on pages 28–29. If you have made mistakes, go back to the questions and try to work out where you went wrong. Think carefully about how to avoid errors in the future.

You can also prepare by testing yourself in your own time. For example:

- Read articles in newspapers and magazines, then test your understanding of what you have read.
- Practise simple arithmetic. Don't use a calculator – you will not be allowed to use one during the real test.
- Look at tables of data, charts and graphs, then test your understanding of the information presented in them.
- Try to imagine what objects would look like from another perspective.
- Try to remember sequences of letters or images.
- Your local library may have books containing information about basic electrical and mechanical principles that you may find helpful.

If you are still unsure of what you have to do after working through the practice tests, you can ask for further advice from the squadron recruiting staff.

Finally, have a good night's sleep before the test session!



On the day

Knowing what to expect on the day of the tests will help you to relax. You should plan to arrive in plenty of time. If you wear reading glasses, be sure to bring them along.

You will probably be part of a small group of people taking the tests at the same time. Before the test session begins you will be asked to switch off your mobile phone or pager to avoid distracting yourself and other candidates. Any pens, pencils or erasers you need will be provided by the recruiting staff.

A qualified member of the recruiting staff will administer the AST. You will be given instructions on how to complete each of the seven tests. Instructions are also printed on your test booklet. You will have the chance to complete some practice questions to make sure you understand what you have to do. If at any time during the test session you do not understand the instructions or are unsure of what you have to do, ask the test administrator. If you feel unwell at any time during the test session, tell the test administrator.

You are not allowed to use a calculator or dictionary during the tests. For the Numerical Reasoning test you will be given rough paper for working out your answers. You will have to hand in your rough working, but it will not be taken into account when your answers are marked.

The first six tests will be presented in a test booklet. In the actual test session, the Memory test will be presented on film. You will answer all the tests in an answer booklet. Before you answer a question, make sure you read it carefully. You should work accurately and quickly. Altogether the AST will take about 90 minutes. Tests are strictly timed so that everyone taking the AST has the same opportunity to complete them. Don't spend too much time on any one question, and try to answer as many as you can in the time allowed. Don't worry if you can't finish all the questions – very few people do. You will not lose marks for a wrong answer.

- What is the Selection Interview for?
- What to expect
- How to prepare

SELECTION INTERVIEW

What is the Selection Interview for?

Many organisations use an interview as part of their recruitment process. An interview gives us the chance to meet candidates face to face. The RAF Reserves Selection Interview is based on the information you have given us in your application form. We want to ask you more about yourself to find out if you are suited to life in the RAF Reserves.

What to expect

The interview will be with a member of the recruiting staff and will take place at the squadron. It will last about 35–40 minutes and will cover detail about your life to date as well as examining your motivation for wishing to join the RAF Reserves. No two interviews are exactly the same, but below are some examples of the kind of questions you might be asked.

Personal

You will be asked to confirm your date of birth and describe life at home.

Education

You will be asked to confirm your exam results and the schools/colleges that you attended. We will ask you about your interests and responsibilities during this time in your life. We will also look at any higher education that you undertook and again look at your interests and responsibilities during this time.

Work

We want to know about your current employment and any significant periods of employment that you have had in the past. We want to know about your key duties and responsibilities, and whether your employer supports your application to join the RAF Reserves.

Interests and hobbies

We want to know about your personal interests and hobbies. How do you spend your spare time? How do you keep yourself fit? What clubs do you belong to? We are interested in knowing how you currently spend your leisure time.

Why do you want to join the RAF Reserves?

We want to know why you wish to join the RAF Reserves. We are interested in the squadron you have applied to. We will want to know about any previous or current contact with the Armed Forces. And we will discuss your knowledge and understanding of the training you would undertake. A lot of the information you need can be found on the RAF Reserves website at raf.mod.uk/rafreserves

How to prepare

For many people the prospect of being interviewed can be intimidating. The best way to overcome any anxiety is to be as well prepared as possible for any questions you may be asked. There will be no trick questions during the interview – it is an opportunity for you to show us that you are suitable for service in the RAF Reserves. Sell yourself, but be honest. It is very easy to be caught out in an interview if you don't tell the truth, which can be very embarrassing.

Consider the following advice on how best to prepare for the interview:

- Read all the publications available to you from the squadron – for information about the RAF Reserves in general and the squadron you are applying to.
- Regularly listen to or watch the news, and read a quality newspaper so that you are aware of any recent Armed Forces issues.
- Make the most of the information available on the RAF Reserves website at raf.mod.uk/rafreserves.

OCCUPATIONAL HEALTH ASSESSMENT

- What is the Occupational Health Assessment for?
- What to expect

What is the Occupational Health Assessment for?

This assessment has been designed to detect anything that might make you unfit for military training. It also looks out for any issues that could have an impact on your ability to carry out military duties. The assessment also investigates any illness you may have suffered in the past, in case this could affect your ability to serve in the RAF Reserves.

What to expect

Your Occupational Health Assessment will be carried out by a Service Medical Officer. They will examine your hearing and eyesight as well as your general physical well-being, such as your height-to-weight ratio.

The level of medical fitness required to join the RAF Reserves is high, so don't be surprised if the examination is very thorough. However, don't feel that you have to prepare in advance for your assessment.

PRE-JOINING FITNESS TEST

- What is the Pre-Joining Fitness Test for?
- What to expect

What is the Pre-Joining Fitness Test for?

All recruits must pass the Pre-Joining Fitness Test. This is because we want to ensure that everyone has at least a basic level of health-related physical fitness.

What to expect

Your squadron recruiting staff will book an appointment for you to attend the station gymnasium. The test comprises shuttle runs, press-ups and sit-ups, watched by a fitness instructor who will record your results. Further information on the test and the levels to be achieved can be obtained from your recruiting staff or by visiting the RAF Reserves website.

- What is a Specialist Interview for?
- What to expect
- How to prepare

SPECIALIST INTERVIEWS

What is a Specialist Interview for?

For certain trades there may be additional interviews. They are designed to assess those aptitudes and skills which are specific to your chosen trade.

The squadron will be able to let you know if a Specialist Interview is part of the selection process for the trade you wish to join.

What to expect

You will be interviewed by a trade specialist and do further tests to confirm your suitability for the particular trade you are applying for.

Specialist Interviews are normally conducted at your chosen squadron.

How to prepare

If a Specialist Interview is part of the selection process for your trade, you will be given relevant instructions to help you prepare. These will explain what will be required of you at the squadron. When you receive your instructions, take the time to think about how you will respond during your interview.

- What is the Final Interview for?
- What to expect

FINAL INTERVIEW

What is the Final Interview for?

If you have been successful at every stage so far, you will be invited to a Final Interview. This interview is an opportunity for you to ask any questions you might have about your application, and for us to make sure that you are still committed to us.

What to expect

Your Final Interview will normally be conducted by a member of the recruiting staff; it will take place at your squadron. In this interview we will be looking to confirm that you are the right candidate for the job.

Part of this interview may also involve going through some paperwork, ensuring that it is correctly completed and that you are fully aware of your conditions of service. You should not have to bring anything with you to this interview but if anything should be required, the recruiting staff will advise you.

PRACTICE APTITUDE TESTS

Practising the kind of questions you will be given in the AST will help prepare you for the real thing. The practice questions in this booklet are similar to those in the actual AST.

When you work through the practice questions, try to do them as accurately and quickly as you can – just as you would in the real thing. You can mark your answers on the answer sheet, which you can find on the tear-out page attached. This answer sheet is similar to the one in the real test.

For each question there is a choice of answers, which are labelled A, B, C, D and E. When you have chosen the correct answer, find the corresponding number of the question on your answer sheet and place a cross in the box that contains the letter of your choice. When you have completed the practice tests, check your answers; the correct answers are at the back of this booklet. If you have made mistakes, go back to the questions and try to work out where you went wrong. Think carefully about how to avoid errors in the future.

ANSWER SHEET – AST PRACTICE QUESTIONS

Surname (Block Capitals)	Initials	Age	Date	Place of Testing	Candidate URN

VERBAL REASONING (VR)

Practice Question 1

1.	A	B	C	D	E
2.	A	B	C	D	E
3.	A	B	C	D	E

Practice Question 2

1.	A	B	C	D	E
2.	A	B	C	D	E
3.	A	B	C	D	E

Practice Question 3

1.	A	B	C	D	E
2.	A	B	C	D	E

Practice Question 4

1.	A	B	C	D	E
2.	A	B	C	D	E
3.	A	B	C	D	E
4.	A	B	C	D	E

Raw Score

NUMERICAL REASONING (NR)

PART 1

1.	A	B	C	D	E
2.	A	B	C	D	E
3.	A	B	C	D	E
4.	A	B	C	D	E
5.	A	B	C	D	E

NUMERICAL REASONING (NR)

PART 2

Practice Question 1

1.	A	B	C	D	E
2.	A	B	C	D	E

Practice Question 2

1.	A	B	C	D	E
2.	A	B	C	D	E

Practice Question 3

1.	A	B	C	D	E
2.	A	B	C	D	E
3.	A	B	C	D	E
4.	A	B	C	D	E
5.	A	B	C	D	E

Raw Score

WORK RATE (WR)

1.	A	B	C	D	E
2.	A	B	C	D	E
3.	A	B	C	D	E
4.	A	B	C	D	E

Raw Score

SPATIAL REASONING (SR)

PART 1

1.	A	B	C	D	E
2.	A	B	C	D	E

SPATIAL REASONING (SR)

PART 2

1.	A	B	C	D	E
2.	A	B	C	D	E

Raw Score

**ELECTRICAL
COMPREHENSION
(EC)**

1.	A	B	C	D	E
2.	A	B	C	D	E
3.	A	B	C	D	E
4.	A	B	C	D	E

Raw Score

**MECHANICAL
COMPREHENSION
(MC)**

1.	A	B	C	D	E
2.	A	B	C	D	E
3.	A	B	C	D	E
4.	A	B	C	D	E

Raw Score

MEMORY (MM)

PART 1

1.	A	B	C	D
2.	A	B	C	D

Raw Score

MEMORY (MM)

PART 2

1.	A	B	C	D
2.	A	B	C	D

Raw Score

TEST 1: VERBAL REASONING

This is a test of your ability to understand, interpret and use written information.

In the real test, you will have 15 minutes to answer 20 questions. The questions will be divided into four sections. You will need to mark your answers on the separate answer sheet, in the space headed VERBAL REASONING (VR).

Below are some examples of the type of questions you will be given in the real test. Mark your answers on the detachable answer sheet provided.

Practice Question 1

The following houses are for sale:

House A is located in a village, is far from work, has three bedrooms, no double-glazing and is a moderate distance to the shops.

House B is located in a city, is near to work, has three bedrooms, double-glazing and is a short distance from the shops.

House C is located in a village, is near to work, has four bedrooms, double-glazing and is a long distance to the shops.

House D is located in a city, is far from work, has four bedrooms, no double-glazing and is a moderate distance to the shops.

House E is located in a village, is near to work, has three bedrooms, double-glazing and is a short distance to the shops.

Which house would be the most suitable for each of the following situations? (Each house may be suitable for more than one situation)

1. You want a house in a village that is near to work with three bedrooms.

A.	B.	C.	D.	E.
House A	House B	House C	House D	House E

2. You want a house that is near to the shops and work, and is located in a city.

A.	B.	C.	D.	E.
House A	House B	House C	House D	House E

3. You want a house with more than three bedrooms. The distance from the shops is not important, but it must have double-glazing and be located in a village.

A.	B.	C.	D.	E.
House A	House B	House C	House D	House E

Practice Question 2

If any member of staff breaks the company rules in the Post Room there is a set procedure to be followed, depending on which rule has been broken and the number of times it has been broken in the past. **Special conditions apply in some cases.** The disciplinary rules are outlined below, but the secretary has not yet finished typing the rules for items wrongly packed.

see special conditions below	Items wrongly packed	Items mislabelled*	Items sent late*
FIRST TIME	Extra training in correct procedure	Observed by supervisor	Verbal warning from supervisor
SECOND TIME	Observed by supervisor	Verbal warning from supervisor	Written warning from supervisor
THIRD TIME		Written warning from supervisor	Dismissal
FOURTH TIME		Dismissal	–
FIFTH TIME	Dismissal	–	–
SPECIAL CONDITIONS	*If two items are packed wrongly in the same week, the employee is given a written warning by the supervisor.	*If only one item is mislabelled in any one calendar month, it is not carried forward to the next calendar month.	*Valid reasons will be acknowledged and disregarded at the supervisor's discretion.

- Based on the information shown in the table, what will happen to someone who mislabels items wrongly for the third time?
 - Extra training in correct procedure
 - Written warning from supervisor
 - Dismissal
 - Observed by supervisor
 - Verbal warning from supervisor
- Michael was responsible for sending items late twice. The first time it was the result of a computer failure in the department. What will happen to him the next time he is caught sending items late?
 - Extra training in correct procedure
 - Written warning from supervisor
 - Dismissal
 - Observed by supervisor
 - Verbal warning from supervisor
- Amy has just been dismissed. Which one of the following is likely to be the reason?
 - She sent items late three times (the first time was because of a computer failure in the department)
 - She mislabelled items once in August and twice in September
 - She packed items wrongly twice in the same week
 - She mislabelled items three times in August and once in September
 - She packed items wrongly three times

Practice Question 3

Three friends are deciding what to do on a night out together. Harry enjoys going to the cinema the most. His second favourite activity is bowling. His next choice would be going for a meal, and then the theatre. George's least favourite activity is bowling. He most enjoys going for a meal and then going to the theatre. His second least favourite activity is the cinema. Eleanor would go to the theatre, but does not like the cinema. Her favourite activity is going bowling and then going for a meal.

1. Which activity would Harry and Eleanor be most likely to do together?

- | | | | | |
|--------|---------|---------|------|-------------|
| A. | B. | C. | D. | E. |
| Cinema | Theatre | Bowling | Meal | Cannot tell |

2. If Eleanor was not available and the cinema was closed, which activity would Harry and George be most likely to do this evening?

- | | | | | |
|--------|---------|---------|------|-------------|
| A. | B. | C. | D. | E. |
| Cinema | Theatre | Bowling | Meal | Cannot tell |

Practice Question 4

Russell and his sister Anna live in the centre of Kelton. Their house is a short walk from Westfield School. They usually walk together because Russell works in the shop next to Westfield School. Anna's friend Jenny goes to Westfield School. Jenny lives in a village on the outskirts of the town where she goes to school. Her brother Nicolas attends Sixth Form College in Bexton. He travels by train from their home in the village of Eastley. Sometimes his friend Andrew travels with him. Andrew gets on the train at his home village of Lintoft. When Andrew does not travel to college by train, his sister Jill gives him a lift on her way to work at the supermarket in Modbury.

1. Where does Russell work?

- | | | | | |
|--------|---------|---------|---------|--------|
| A. | B. | C. | D. | E. |
| Bexton | Eastley | Lintoft | Modbury | Kelton |

2. Where does Jill live?

- | | | | | |
|--------|---------|---------|---------|--------|
| A. | B. | C. | D. | E. |
| Bexton | Eastley | Lintoft | Modbury | Kelton |

3. Where does Andrew go to college?

- | | | | | |
|--------|---------|---------|---------|--------|
| A. | B. | C. | D. | E. |
| Bexton | Eastley | Lintoft | Modbury | Kelton |

4. Which one of the following statements is definitely true?

- A. Bexton is a village
- B. Eastley is a town
- C. Lintoft is a town
- D. Modbury is a town
- E. Kelton is a town

TEST 2: NUMERICAL REASONING

This is a test of your ability to work with fractions, decimals and formulae, as well as your ability to understand, interpret and use numbers in graphs and tables.

There are two parts to this test.

You are not allowed to use a calculator in this test. You will be given rough paper for working out your answers. You will have to hand in your rough working, but it will not be taken into account when your answers are marked.

Numerical Reasoning Part 1

Part 1 tests your ability to work with fractions, decimals and formulae.

In the real test you will have four minutes to answer 12 questions. You will need to mark your answers on the separate answer sheet, in the space headed **NUMERICAL REASONING (NR) PART 1**.

Below are some examples of the type of questions you will be given in the real test. Mark your answers on the detachable answer sheet provided.

1. Calculate $0.64 + 2.51$

- | | | | | |
|------|------|------|------|------|
| A. | B. | C. | D. | E. |
| 2.85 | 3.15 | 3.95 | 3.05 | 2.95 |

2. Calculate $\frac{5}{6} - \frac{2}{3}$

- | | | | | |
|---------------|---------------|---------------|---------------|---------------|
| A. | B. | C. | D. | E. |
| $\frac{1}{6}$ | $\frac{3}{4}$ | $\frac{2}{3}$ | $\frac{1}{2}$ | $\frac{1}{3}$ |

3. Convert $\frac{3}{5}$ to a decimal

- | | | | | |
|------|------|------|------|------|
| A. | B. | C. | D. | E. |
| 0.35 | 0.70 | 0.60 | 0.55 | 0.40 |

4. $\frac{4x - 6}{7} = 2$ What is the value of x ?

- | | | | | |
|----|----|----|----|----|
| A. | B. | C. | D. | E. |
| 5 | 6 | 7 | 8 | 9 |

5. Calculate $2.73 - 1.80$

- | | | | | |
|------|------|------|------|------|
| A. | B. | C. | D. | E. |
| 1.10 | 1.17 | 1.93 | 0.93 | 1.03 |

Numerical Reasoning Part 2

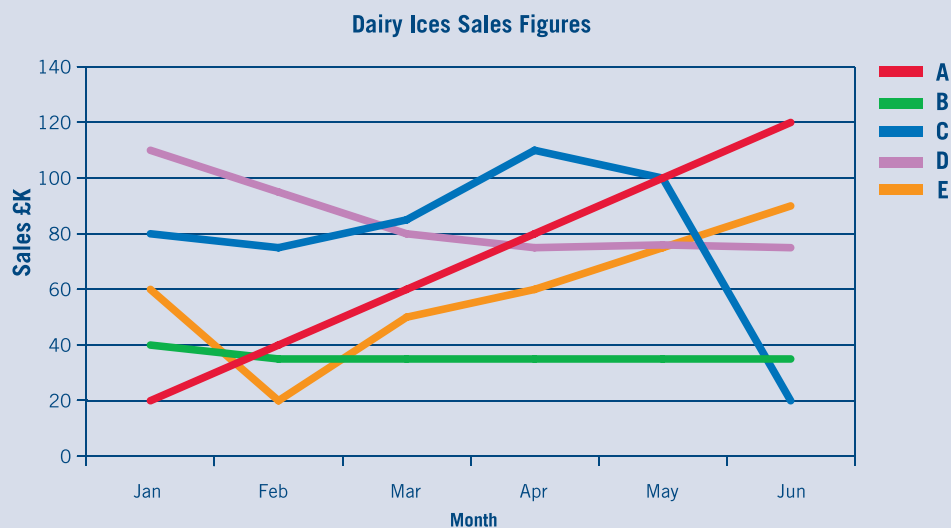
Part 2 tests your ability to understand, interpret and use numerical information in the form of tables and graphs.

In the real test you will have **11 minutes** to answer **15 questions**. You will need to mark your answers on the separate answer sheet, in the space headed **NUMERICAL REASONING (NR) PART 2**.

Below are some examples of the type of questions you will be given in the real test. Mark your answers on the detachable answer sheet provided.

Practice Question 1

The graph below shows the sales figures of five different kinds of ice cream made by Dairy Ices.



1. In April, which flavour of ice cream made Dairy Ices the most money?

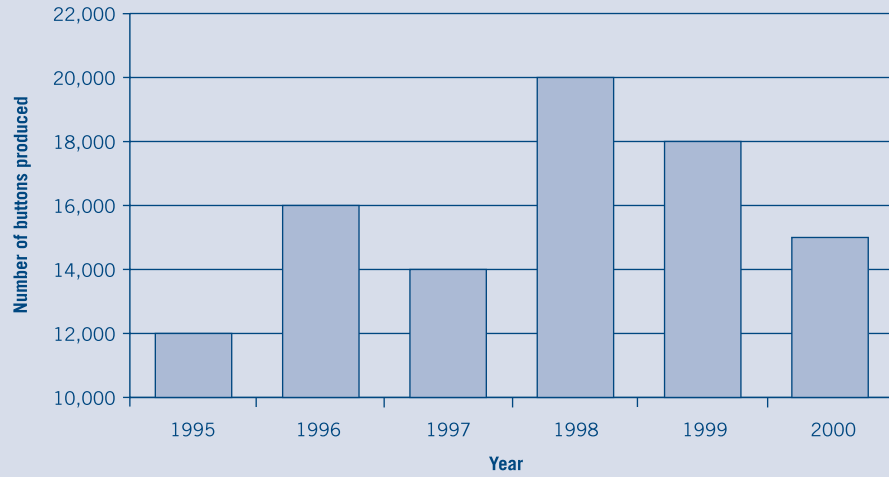
- A. B. C. D. E.
A B C D E

2. Which flavour of ice cream had sales figures that increased continuously?

- A. B. C. D. E.
A B C D E

Practice Question 2

The bar chart below shows the number of buttons produced by a button factory between 1995 and 2000.



1. In which year was the number of buttons produced 75% of what it was in 1998?

- | | | | | |
|------|------|------|------|------|
| A. | B. | C. | D. | E. |
| 1995 | 1996 | 1997 | 1999 | 2000 |

2. What was the difference between the number of buttons produced in 1997 and 1998?

- | | | | | |
|-------|-------|-------|-------|-------|
| A. | B. | C. | D. | E. |
| 3,000 | 4,000 | 5,000 | 6,000 | 7,000 |

Practice Question 3

The following table shows the distribution records of Zed Ltd, an engineering company. However, the clerk has yet to enter some of the figures.

Date	Engineering Part	Destination	Distance to Destination (km)	Number Required	Cost Per Part	Total Cost
1st June	AHB	Company A (Leeds)	250	4		
7th June	LTO	Company B (Hull)	50	9	£300	£2,900
12th June	ZAQ	Company A (Leeds)	250	6		£1,200
14th June	AHB	Company C (Manchester)	400	7		
21st June	LTO	Company B (Hull)	50	5	£300	£1,500

1. What is the total cost of two 'ZAQs'?

- A. £200 B. £300 C. £400 D. £500 E. £600

2. 'AHBs' are half the price of 'ZAQs'. How much did Company A spend on 'AHBs' in June?

- A. £100 B. £200 C. £300 D. £400 E. £500

3. On the 12th June the delivery driver arrived at Company A at 11:00 hrs having travelled at an average speed of 100 km/h. What time did he leave Zed Ltd?

- A. 07:30 B. 08:00 C. 08:30 D. 09:00 E. 09:30

4. On the 21st June the delivery driver left Hull at 16:00 hrs hoping to travel at an average speed of 100 km/h. However he could only travel at half this speed because of traffic. What time did he arrive back at Zed Ltd?

- A. 16:30 B. 17:00 C. 17:30 D. 18:00 E. 18:30

5. A mistake was made somewhere in the Total Cost column. What should have been the correct figure?

- A. £2,700 B. £500 C. £1,700 D. £1,200 E. £3,000

TEST 3: WORK RATE

This is a test to see how quickly and accurately you can work through routine tasks. You will have to complete a coding exercise, like the one below.

In each question you will be shown a grid like this:

	Columns			
	↓	↓	↓	↓
Letters	R	D	B	S
Numbers	7	6	3	2
Symbols	●	▼	▲	■

In each column there is a letter, a number and a symbol. For example, the first column in the grid above contains:

The letter R
The number 7
The symbol ●

In each question you will be given an **original code** made up of three letters or three numbers. Each letter or number is taken from a separate column in the grid.

For every item in a code, there are two alternative items in the same column. For example, for the code **RDS**, using the grid above:

The alternatives to **R** are 7 and ●
The alternatives to **D** are 6 and ▼
The alternatives to **S** are 2 and ■

In each question you will be given five **alternative codes** labelled A–E. You have to decide which one of these **alternative codes** contains items taken from the **same columns**, and in the **same order**, as the **original code**.

For example, given the grid above, which of the following could be an alternative code for **RDS**:

- A. 7 ▼ 3 B. ▼ 6 2 C. ● 6 2 D. 7 3 ■ E. 7 ▲ 2

The correct answer is C because:

R is in the same column as the symbol ●
D is in the same column as the number 6
S is in the same column as the number 2

R	D	B	S
7	6	3	2
●	▼	▲	■

In the real test you will have four minutes to answer 20 questions. You will need to mark your answers on the separate answer sheet, in the space headed **WORK RATE (WR)**.

On the facing page are some examples of the type of questions you will be given in the real test. Mark your answers on the detachable answer sheet provided.

1. Which could be an alternative code for FSK?

F	J	S	K
7	9	4	3
▼	▲	◆	■

- A. 7 4 ▼ B. ▼ ◆ 3 C. 9 4 ▼ D. 7 ▲ ■ E. ▲ 4 3

2. Which could be an alternative code for 795?

Q	T	C	F
2	9	7	5
◆	▲	●	■

- A. ◆ C F B. C ▲ ◆ C. ▲ Q ■ D. ● T ■ E. C ● F

3. Which could be an alternative code for 483?

A	B	C	H
4	8	7	3
▲	●	■	▼

- A. A ● ▼ B. ▲ ● B C. B ▼ ▲ D. ▼ B A E. C ● H

4. Which could be an alternative code for ZJE?

J	Z	Q	E
9	5	2	7
◆	■	▲	●

- A. 5 ◆ ■ B. ● ▲ 9 C. ◆ ■ 7 D. 5 ◆ ● E. ■ ▲ 7

TEST 4: SPATIAL REASONING

This is a test of your ability to work with shapes and objects.

There are two parts to this test.

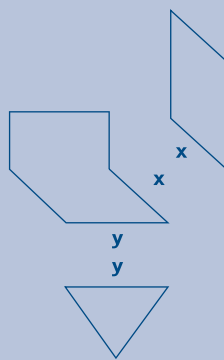
Spatial Reasoning Part 1

Part 1 tests how well you can fit shapes together.

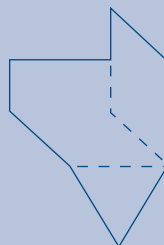
In each question you will be shown either three or four shapes. You have to imagine what they will look like when they are joined together.

All of the shapes have at least one side that is labelled with a letter (either x, y or z). You have to place the sides with the same labels next to each other to form a **new shape**.

For example:



When joined together the above three shapes will look as follows:

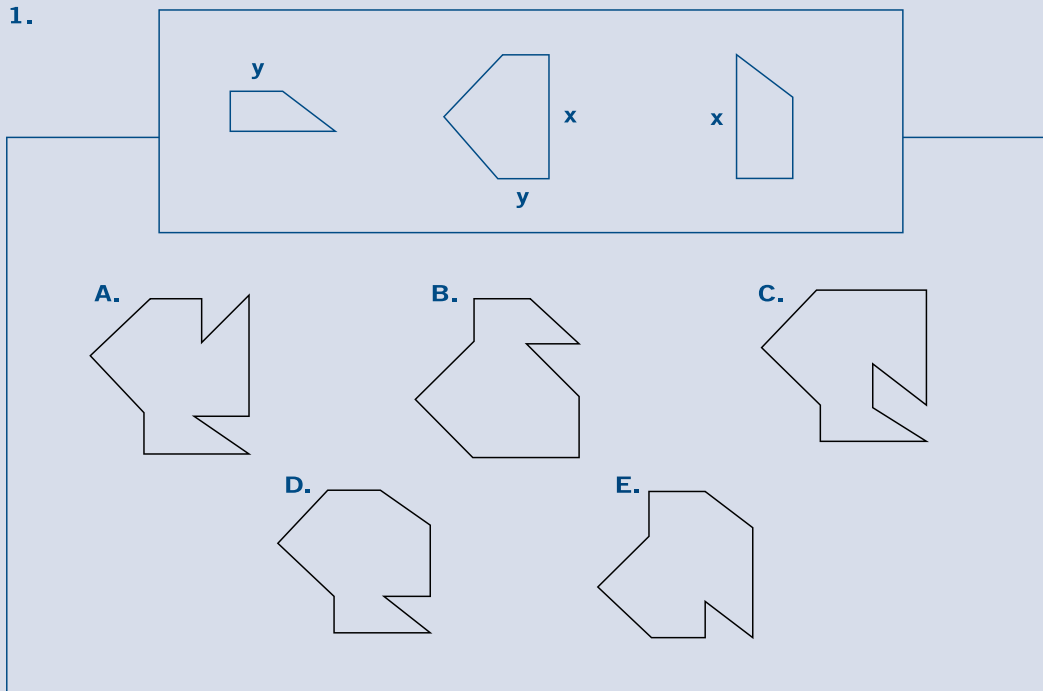


In each question you will be given five options (labelled A–E) for what the **new shape** might look like. You have to decide which one is correct.

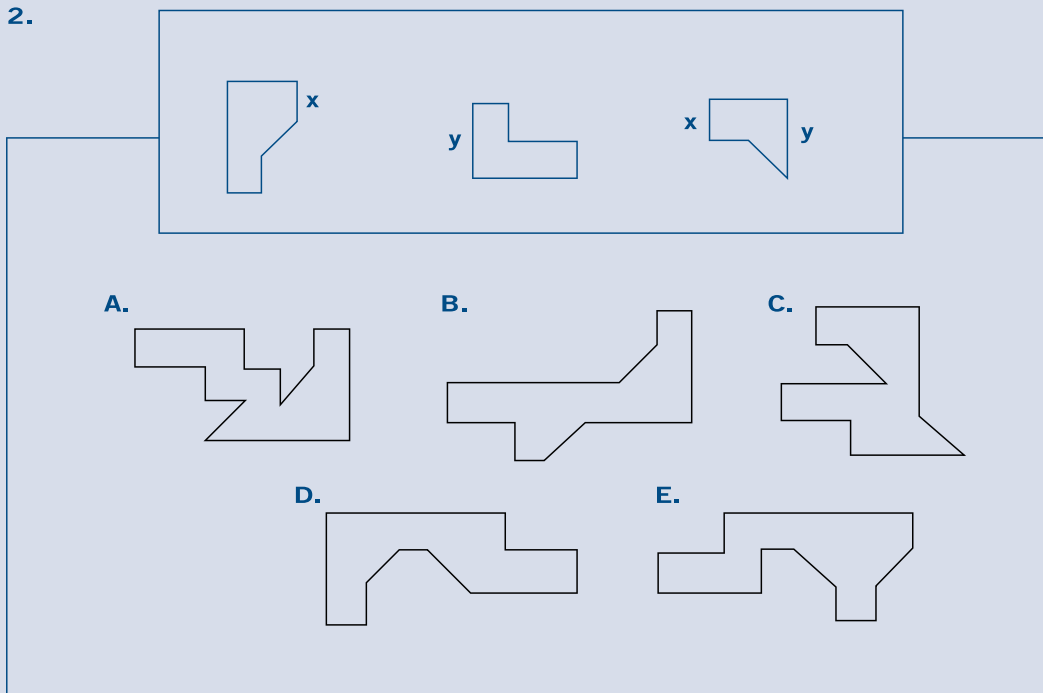
In the real test you will have four minutes to answer 10 questions. You will need to mark your answers on the separate answer sheet, in the space headed **SPATIAL REASONING (SR) PART 1**.

On the facing page are some examples of the type of questions you will be given in the real test. Mark your answers on the detachable answer sheet provided.

1.



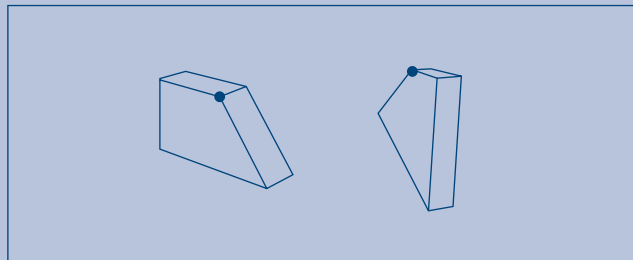
2.



Spatial Reasoning Part 2

Part 2 tests your ability to imagine what three-dimensional objects will look like after they have been rotated.

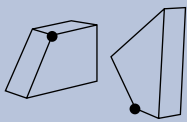
In each question you will be shown two separate objects, each with a dot placed in one corner. For example:

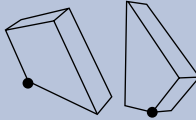


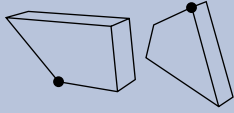
You will be given five options (labelled A–E) showing the same two objects after each has been rotated in some way.

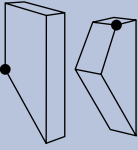
Only one of the five options shows both the dots placed in the same corners as in the original diagram.

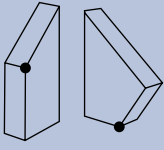
You have to decide which option shows both rotated objects with the dot placed in the correct corner.

A. 

B. 

C. 

D. 

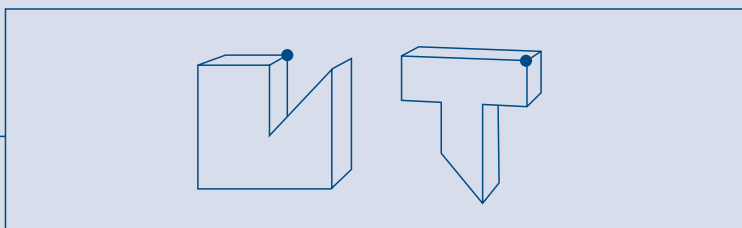
E. 

In this example the correct answer is E.

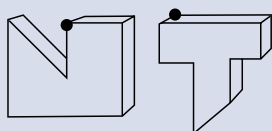
In the real test you will have three minutes to answer 10 questions. You will need to mark your answers on the separate answer sheet, in the space headed **SPATIAL REASONING (SR) PART 2**.

On the facing page are some examples of the type of questions you will be given in the real test. Mark your answers on the detachable answer sheet provided.

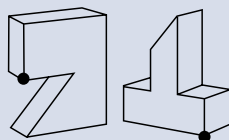
1.



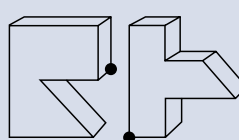
A.



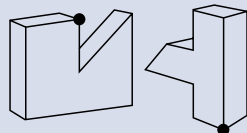
B.



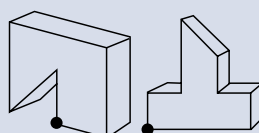
C.



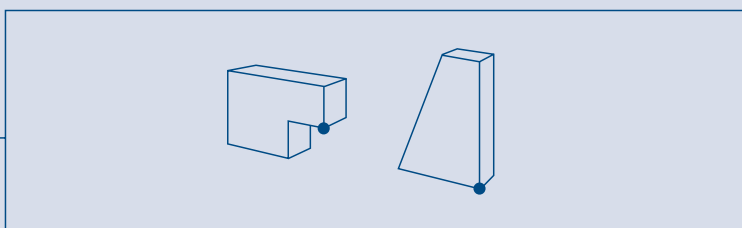
D.



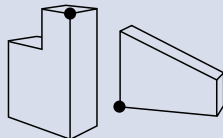
E.



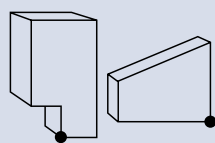
2.



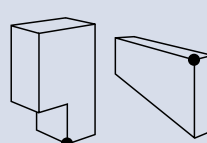
A.



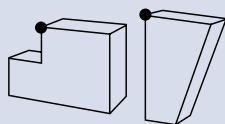
B.



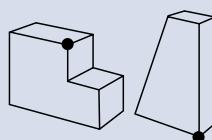
C.



D.



E.



TEST 5: ELECTRICAL COMPREHENSION

This is a test of your ability to work with electrical concepts.

In the real test you will have 11 minutes to answer 21 questions. You will need to mark your answers on the separate answer sheet, in the space headed ELECTRICAL COMPREHENSION (EC).

Below are some examples of the type of questions you will be given in the real test. Mark your answers on the detachable answer sheet provided.

1. Anode is to positive as ... is to negative

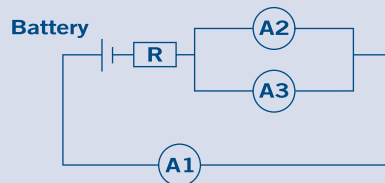
- A. Diode
- B. Electrode
- C. Terminal
- D. Cathode
- E. Triode

2. Which of the following substances is the worst electrical conductor?

- A. Tin
- B. Copper
- C. Rubber
- D. Air
- E. Water

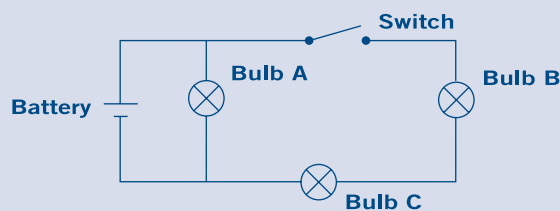
3. Ammeters measure the amount of current in a circuit. In the circuit below both the ammeters are identical. If Ammeter 1 (A1) reads 0.8A, what will Ammeter 2 (A2) read?

- A. 0.8A
- B. 0.4A
- C. 1.6A
- D. 0.2A
- E. 0.6A



4. In the circuit shown below, what will happen when the switch is open?

- A. Bulbs A, B and C will be lit
- B. Bulbs B and C will be lit
- C. Bulb A will be lit
- D. Bulbs A and B will be lit
- E. Bulb C will be lit



TEST 6: MECHANICAL COMPREHENSION

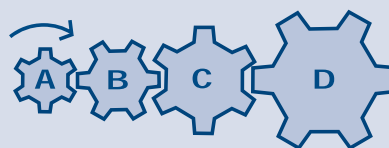
This is a test of your ability to work with mechanical concepts.

In the real test you will have 10 minutes to answer 20 questions. You will need to mark your answers on the separate answer sheet, in the space headed **MECHANICAL COMPREHENSION (MC)**.

Below are some examples of the type of questions you will be given in the real test. Mark your answers on the detachable answer sheet provided.

1. In the diagram below if A is the drive wheel turning clockwise, what directions will B, C and D travel?

- A. B clockwise, C clockwise and D clockwise
- B. B anticlockwise, C anticlockwise and D anticlockwise
- C. B anticlockwise, C clockwise and D anticlockwise
- D. B clockwise, C anticlockwise and D clockwise
- E. B anticlockwise, C clockwise and D clockwise



2. If an engineering drawing is not drawn to full size the scale of the drawing will be stated on the bottom of the page. What does 'Scale 1:4' indicate?

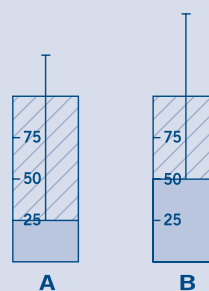
- A. 1 cm on the drawing represents 4 cm on the component
- B. 4 cm on the drawing represents 1 cm on the component
- C. 4 cm on the drawing represents 1 m on the component
- D. 1 cm on the drawing represents 4 m on the component
- E. The drawing is 4 times the size of a full-scale drawing

3. A is usually used to tighten nuts and bolts?

- A. Screwdriver
- B. Spanner
- C. Hammer
- D. Pair of pliers
- E. Drill

4. What will be the effect on the pressure in the cylinder when the piston moves from position A to position B?

- A. The pressure will decrease by a quarter
- B. The pressure will increase by 4 times its original value
- C. The pressure will remain constant
- D. The pressure will double
- E. The pressure will halve



TEST 7: MEMORY

This is a test of your ability to remember information accurately.

There are two parts to this test.

In the real test, both parts will be presented on film.

Memory Part 1

Part 1 tests your ability to remember a sequence of letters.

On screen you will be shown a sequence of between six and eight letters. The letters will be shown one at a time. You have to remember the order in which they appear. You will then be shown two letters from the sequence. You have to decide how many letters were shown between them in the original sequence.

Note that you may not be shown the two letters in the same order as they appeared in the original sequence.

For example, if the sequence shown is:



The question could be either:

How many letters were shown between Z and Q?

Or:

How many letters were shown between Q and Z?

You will be given four options (labelled A–D) and you have to decide which is the correct answer. For example:

A.	B.	C.	D.
1	2	3	4

The correct answer is **B** because there are **two** letters between Q and Z.

In the real test there are 10 questions: they will be presented on film. You will need to mark your answers on the separate answer sheet, in the space headed **MEMORY (MM) PART 1**.

On the facing page are examples of the type of questions you will be given in the real test. Remember, in the real test the sequence of letters will appear on film and you will only see one letter at a time. Mark your answers on the detachable answer sheet provided.

Question 1

Study the following sequence of letters and then answer the question below.
Remember, in the real test the letters will be shown one at a time.

If the sequence of letters is:

F Y W H N G

How many letters were shown between Y and G?

- A. 1
- B. 2
- C. 3
- D. 4

Question 2

Study the following sequence of letters and then answer the question below.
Remember, in the real test the letters will be shown one at a time.

If the sequence of letters is:

X M D R J U A

How many letters were shown between R and X?


- A. 1
- B. 2
- C. 3
- D. 4

Memory Part 2

Part 2 tests your ability to remember patterns.

You will be shown a sequence of either two or three grids. The grids will be shown one at a time.


Each grid will have a number of yellow squares, like the one below.



You have to remember where the yellow squares are in each grid. Then you have to imagine what the grid would look like if all the grids were 'added together'.


You will then be shown four possible answers (labelled A–D). You have to decide which one represents the 'added' grid.

For example, if the sequence of grids shown was:




Which grid (labelled A–D) represents the 'added' grid?


A.




B.



C.



D.



The correct answer is A.


In the real test there are 10 questions. They will be presented on film. You will need to mark your answers on the separate answer sheet, in the space headed MEMORY (MM) PART 2.

On the facing page are examples of the type of questions you will be given in the real test. Remember, in the real test the grids will appear one after the other on film. Mark your answers on the detachable answer sheet provided.

Question 1

Study the following sequence of grids and then answer the question. Remember, in the real test the grids will be shown one at a time.

If the sequence of grids shown was:




Which grid (labelled A–D) represents the ‘added’ grid?

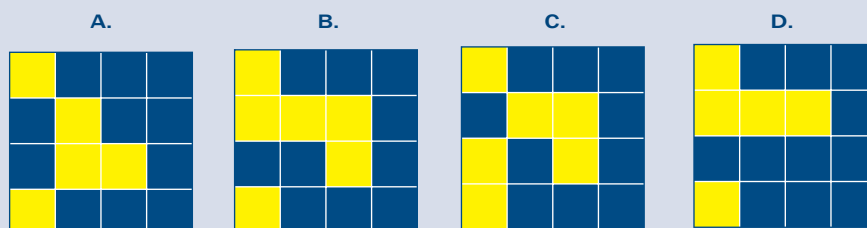
**Question 2**

Study the following sequence of grids and then answer the question. Remember, in the real test the grids will be shown one at a time.

If the sequence of grids shown was:



Which grid (labelled A–D) represents the ‘added’ grid?



AST PRACTICE QUESTIONS – CORRECT ANSWERS

Surname (Block Capitals)	Initials	Age	Date	Place of Testing	Candidate URN

VERBAL REASONING (VR)

Practice Question 1

1.	A	B	C	D	E
2.	A	B	C	D	E
3.	A	B	C	D	E

Practice Question 2

1.	A	B	C	D	E
2.	A	B	C	D	E
3.	A	B	C	D	E

Practice Question 3

1.	A	B	C	D	E
2.	A	B	C	D	E

Practice Question 4

1.	A	B	C	D	E
2.	A	B	C	D	E
3.	A	B	C	D	E
4.	A	B	C	D	E

Raw Score

NUMERICAL REASONING (NR)

PART 1

1.	A	B	C	D	E
2.	A	B	C	D	E
3.	A	B	C	D	E
4.	A	B	C	D	E
5.	A	B	C	D	E

NUMERICAL REASONING (NR)

PART 2

Practice Question 1

1.	A	B	C	D	E
2.	A	B	C	D	E

Practice Question 2

1.	A	B	C	D	E
2.	A	B	C	D	E

Practice Question 3

1.	A	B	C	D	E
2.	A	B	C	D	E
3.	A	B	C	D	E
4.	A	B	C	D	E
5.	A	B	C	D	E

Raw Score

WORK RATE (WR)

1.	A	B	C	D	E
2.	A	B	C	D	E
3.	A	B	C	D	E
4.	A	B	C	D	E

Raw Score

SPATIAL REASONING (SR)

PART 1

1.	A	B	C	D	E
2.	A	B	C	D	E

SPATIAL REASONING (SR)

PART 2

1.	A	B	C	D	E
2.	A	B	C	D	E

Raw Score

**ELECTRICAL
COMPREHENSION
(EC)**

1.	A	B	C	D	E
2.	A	B	C	D	E
3.	A	B	C	D	E
4.	A	B	C	D	E

Raw Score

**MECHANICAL
COMPREHENSION
(MC)**

1.	A	B	C	D	E
2.	A	B	C	D	E
3.	A	B	C	D	E
4.	A	B	C	D	E

Raw Score

MEMORY (MM)

PART 1

1.	A	B	C	D
2.	A	B	C	D

Raw Score

MEMORY (MM)

PART 2

1.	A	B	C	D
2.	A	B	C	D

Raw Score

The RAF vision

An Air Force that:

- is trained and equipped to generate air power as a vital contribution to the security of the UK and as a force for good in the world;
- is proud of its heritage but modern and flexible;
- fosters professionalism and team spirit founded on commitment and self-discipline; and
- offers opportunity to all, a rewarding career and skills for life.

Equal opportunities

The RAF Reserves are an equal opportunities employer that recognises the value of an individual's ability regardless of their gender, colour, race, nationality, ethnic or national origins, background, religion or belief, sexual orientation or marital status or civil partnership. The RAF Reserves believe that harnessing the talents and skills of individuals from different groups enhances operational effectiveness.

Welfare in the RAF

To find out more about the RAF's commitment to the care and welfare of its personnel, visit raf.mod.uk/careers/lifeintheraf/leavinghome.cfm.

PUB 769

Printed in the UK
09/12

raf.mod.uk/rafreserves

Prepared Royal Air Force College Cranwell
© Crown copyright

The information in this brochure was correct at the time of publication but may have changed since. Please check with our careers information staff for current details.

The material used in this publication is constituted from 100% post consumer waste.



When you have finished with
this document please recycle it